

Pictish Authenticity Regs

Men's Clothing

	Encouraged (Very Common)	Optional (Less Common)	Allowable (Interpreted or Rare)	Unacceptable
Head	<p>Bare headedness</p> <p>Wool hoods in the style of the Orkney hood or without tasselled hems. The hem of the hood should sit below the nipple line</p>	<p>Hooded cloaks/cloaks worn with a hood. – There is evidence for both of these on the stonework and supporting manuscripts, but the construction should be simple.</p>	<p>Skull caps (probably ecclesiastical)</p> <p>Straw hats [Poor only]</p>	<p>Skyoldamm 'Viking' style hoods</p> <p>Cloth "Phrygian caps"</p> <p>Obviously dyed hair</p> <p>Nålebound caps</p> <p>Fur caps</p> <p>Frisian caps</p> <p>Birka style hats with fittings</p>
Under tunic	<p>Natural or bleached under dress made from linen with a bias edged keyhole or round neck hole with vertical side split</p>	<p>Shirt as outer garment with hem ending up to 2" above the knee</p> <p>Shirt made from wool Dyed a light colour Shirts with skirt gores Square neck holes</p>	<p>Square neck holes with a side split</p>	<p>Shirts visible below tunic</p>
Tunic	<p>Tunic made of wool, this may come to either mid calf or just above/below the knee. Longer Tunics are Higher Status</p> <p>Round neck hole with</p>		<p>braid/facing around hem if design is a direct copy of a stone carving or of a simple design</p> <p>Square neck holes with a side split</p> <p>Linen over tunics. – we would prefer not to see these, but recognise there may be persons</p>	<p>Loose sleeves</p> <p>Brooch worn at throat Different coloured gores or sleeves</p> <p>Decorated with: - Chunky wool – braid/facing around hem</p>

	<p>vertical split at the side to allow head entry.</p> <p>Side gores that go from the bottom hem of tunic into armpit/upper arm.</p> <p>Tasselled bottom hems on tunics</p>		with wool allergies ect.	
Belt & Bags	<p>Plain iron/bronze buckles</p> <p>'split tie belts' made of leather</p> <p>'Crannog bags' made of leather in the style of the loch Glashan Crannog find</p>	<p>cloth tie belts</p> <p>Leather or cloth satchels or sacks</p> <p>Belt fittings with SIMPLE geometric designs eg lines/hatching or ring and dot. Preferably Ferrous</p>	Drawstring pouch	<p>Belts knotted around the buckle</p> <p>Long hanging belt end</p> <p>Chunky wool</p> <p>belt Box pouches</p> <p>bronze or silver fittings that are in a clearly Saxon, Viking or similar style</p>
Cloak	<p>Cloaks should be a large rectangle in shape.</p> <p>Cloaks should be fastened in the middle of the chest with the bottom corners of the cloak fastened to the brooch as shown in the picture below (pictures not yet added), not the shoulder as is normal for Saxons/Vikings</p>		<p>Half circle cloaks with a hood these should be fastened with two matching pennanular with a strip if tablet weave between them (really high status or Ecclesiastic ONLY)</p> <p>Rectangular Germanic/Saxon/Viking style cloaks – Evidence is limited but these may suit some depictions.</p>	<p>Different coloured lining</p> <p>Leather or fur cloaks</p>

	Cloaks with tassels			
Legs	<p>Wool trousers or hose tight to legs</p> <p>Short wool trousers stopping just below the knee, should be tight to the leg</p>	<p>Trousers or footed hose (allowable, but short trousers are MUCH preferred)</p>		<p>Leg bindings</p> <p>Loose legged trousers</p> <p>Cross gartering</p> <p>Baggy trousers tied at the ankle</p> <p>Viking Baggy trousers</p>
Shoes/socks	<p>Low shoes or ankle boots (to bottom of ankle bone)</p> <p>Square opening turn shoes</p> <p>Shoes with tongues with decorative stitching - May have a single tongue at the back or one at front and back. These come Roughly ¼ way up the shin with the rest of the shoe opening to the ankle bone</p> <p>Double tonged shoes - (RICH)</p> <p>Back Tonged Shoes</p> <p>Bare feet</p>	<p>Nålebound socks – no evidence of the socks themselves, but there are find of needles suitable for Nålebinding</p> <p>Shoes with decoration stamped/embossed into the leather in the manner of the Dundurn Hillfort find.</p> <p>Shoes with decoration stamped/embossed or decorative stitching into the leather in the manner of the Iona finds</p> <p>Shoes with pointed toes roughly the shape of an iron, see the book of Dimma for examples</p>	<p>Toggle shoes (not ideal, but if they are all you own then they are passable)</p> <p>Foot wraps or sock bags</p>	<p>Tall boots</p> <p>12th C. or later patterns 6 th C. or earlier patterns</p>

<p>Brooches, Pins and other jewellery</p>	<p>-Undecorated Bone pins- poor</p> <p>-Decorated bone pins based on finds</p> <p>-Bronze silver or iron stick, ring or 'hand pin' (see Gaulcross or Norrie's Law hordes for example of a hand pin) – middle/rich depending on size/material (may be iron for lower status)</p> <p>-Bronze or silver Penannular – middle/rich depending on size/material This should be a copy of a find of Pictish Origin</p>	<p>Rings based on finds – there have been several finger rings found</p> <p>Plain wrist bangles made of polished shale</p>	<p>Necklaces have very little evidence but simple unadorned crucifixes made of wood or bone are acceptable</p> <p>Bead necklace – some evidence for glass beads but not many finds as yet.</p>	<p>Jewellery of obvious Viking or Saxon Origin</p>
---	--	--	--	--

Women's Clothing

The evidence for Pictish Women's clothing is slim at best. The entirety of our knowledge comes from 8 stones which in some cases have little detail, while there are some differences from Saxon clothing, a great deal is very similar.

Pictish women of high status appear to have occupied a very different role to their Saxon counterparts and quite often seem to have wielded power in their own right from the slim evidence that we have, but this should not be overstated as women still appear at an extremely low frequency in Pictish art.

	Encouraged (Very Common)	Optional (Less Common)	Allowable (Interpreted or Rare)	Unacceptable
Head	<p>Bare headedness – women on Pictish stone are only depicted with their hair covered by a wimple on 1 of the 8 stones showing women. However, Caps and hairnets are encouraged in a domestic setting such as while cooking.</p> <p>Frequently they seem to wear their hair loose in two bunches, not plaited but gathered in two bunches on either side of the nape of the neck</p> <p>Those choosing to go bareheaded, but have their hair done in the</p>	<p>Tasselled hemmed hood</p> <p>Hood wimples</p> <p>Hooded Cloaks as described in the men's cloaks section</p>	<p>Straw hats [Poor only]</p>	<p>Skyoldamm 'Viking' style hoods</p> <p>Cloth "Phrygian caps"</p> <p>Obviously dyed hair</p> <p>Nålebound caps</p> <p>[R] Fur caps</p> <p>Frisian caps</p> <p>Birka style hats with fittings</p>

	manner described above, MUST be wearing Pictish style shoes and/or a shawl as described below			
Under Dress	Natural or bleached dress made from linen with a bias edged keyhole or round neck hole with vertical side split	Shirt made from wool Dyed a light colour Shirts with skirt gores Square neck holes Dyed a light colour or bleached	Dyed a strong colour Embroidery [RICH]	Other decoration Visible Shift above midcalf Brooch at throat
Dress	Dress made of wool with ankle/floor length hem with Tight sleeves Round neck hole with vertical split at the side to allow head entry Side gores that go from the bottom hem of tunic into armpit/upper arm		braid/facing around hem if design is a direct copy of a stone carving	Loose sleeves Brooch worn at throat Different coloured gores or sleeves Decorated with: - Chunky wool – braid/facing around hem
Belt & Bags	No belts or girdles 'Crannog bags' made of leather in the style of the Glashan Crannog find	cloth tie belts Leather or cloth satchels or sacks Belt fittings with SIMPLE geometric designs eg lines/hatching or ring and dot Plain iron/bronze buckles	Drawstring pouch Woven textile girdle Hidden leather tie belt Small drawstring or tagged pouches Forged snips in sheath Small knife in sheath	Belts knotted around the buckle Long hanging belt end Chunky wool belt Box pouches bronze or silver fittings that are in a clearly Saxon or Viking style

				<p>Chunky wool girdle</p> <p>Leather belts with buckles</p> <p>Modern snips or scissors</p>
Cloak	<p>A 'Shawl or smaller cloak that sits across the shoulders and comes down to the waist.</p> <p>These should be fastened in the centre of the chest forming a V shape with a pin or brooch as described below</p> <p>Cloaks should be a large rectangle in shape.</p> <p>Cloaks should be fastened in the middle of the chest with the bottom corners of the cloak fastened to the brooch as shown in the picture below (pictures not yet added), not the shoulder as is normal for Saxons/Vikings</p> <p>Cloaks with tassels</p>	<p>Hoods in the Style of the Orkney Hood</p> <p>-Bone pin- poor</p> <p>-Bronze or silver stick, ring or 'hand pin' (see Gaulcross or Norrie's Law hordes for example of a hand pin) – middle/rich depending on size/material</p> <p>-Bronze or silver Penanular – middle/rish depending on size/material</p> <p>Cloaks should be fastened in the middle of the chest, not the shoulder as is normal for Saxons/Vikings</p>	<p>Half circle cloaks with a hood these should be fastened with two matching pennanular with a strip if tablet weave between them (really high status or Ecclesiastic ONLY)</p> <p>Rectangular Germanic/Saxon/Viking style cloaks – Evidence is limited but these may suit some depictions.</p>	<p>Different coloured lining</p> <p>Leather or fur cloaks</p>
Legs	Bare legs	Trousers or Hose without Leg Bindings may be worn under the	Knee Length hose with the Short Trousers may be worn under the dress for warmth	<p>Leg bindings</p> <p>Loose legged trousers</p>

		dress for warmth		
Shoes	<p>Low shoes or ankle boots (to bottom of ankle bone)</p> <p>Square opening turn shoes</p> <p>High boots that come ¼ way up shin with a square cutout to below the ankle bone (RICH)</p> <p>Bare feet</p>	<p>Nålebound socks – no evidence of the socks themselves but there are find of needles suitable for Nålebinding</p> <p>Shoes with decoration stamped/embossed into the leather in the manner of the Dundurn Hillfort find.</p> <p>Shoes with pointed toes roughly the shape of an iron, see the book of Dimma for examples</p>	<p>Toggle shoes (not ideal, but if they are all you own then they are passable)</p> <p>Foot wraps or sock bags</p>	<p>Tall boots (higher than top of ankle bone (with pre-mentioned exception)</p> <p>12th C. or later patterns 6 th C. or earlier patterns</p>
Brooches, Pins and other jewellery	<p>-Undecorated Bone pins- poor</p> <p>-Decorated bone pins based on finds</p> <p>-Bronze silver or iron stick, ring or 'hand pin' (see Gaulcross or Norrie's Law hordes for example of a hand pin) – middle/rich depending on size/material (may be iron for lower status)</p> <p>-Bronze or silver Penanular – middle/rich depending on size/material This should be a copy of a find of Pictish Origin</p>	<p>Rings based on finds – there have been several finger rings found</p> <p>Plain wrist bangles bade of polished shale</p>	<p>Necklaces have very little evidence but simple unadorned crucifixes made of wood or bone are acceptable</p> <p>Bead necklace – some evidence for glass beads but not many finds as yet.</p>	<p>Jewellery of obvious Viking or Saxon Origin</p>

Wargear

	Encouraged (Very Common)	Optional (Less Common)	Allowable (Interpreted or Rare)	Unacceptable
Helm	No Helmet, there is VERY little evidence to suggest that the Picts wore helmets much, if at all, however some options are given under ALLOWABLE for those shows where wearing a helmet is a non negotiable requirement.		<p>Coppergate/Benty Grange style helmets (referring to underlying shape without the crest NOT direct copies) – these appear on stones, but are likely to be on the Picts enemies not the Picts themselves</p> <p>Riveted Helmets with aventails</p> <p>Helmets without nasals</p> <p>Conical helmet – riveted panels</p> <p>Hardened leather caps</p>	<p>Great Polish helmet</p> <p>Conical helmet – ‘single piece’</p> <p>Vendel / Valsgarde helmet</p> <p>Boar crested helmets</p> <p>Spectacle helmets</p>
Armour	No Armour, there is no evidence at the current time to suggest that the Picts wore armour much, if at all.			<p>Mail shirts of any type</p> <p>Splinted arms or legs</p> <p>Lamellar / Scale</p> <p>Cuir Bouilli / Plate</p> <p>Mail covered gloves</p> <p>Cloth padded gambeson worn as armour</p>


				Leather jack or leather padded gambeson worn as armour
Shield	<p>Large round shields that extend past the elbow by 2"</p> <p>Flat round shields</p> <p>Lenticular shields</p> <p>Sewn on leather or rawhide edge</p> <p>Painted in a single colour</p> <p>(Evidence for shield designs is sketchy at best)</p>	<p>Round bucklers of at least 12" diameter</p> <p>Square Bucklers (preferably with Spears) 12" square minimum (exceptions may be made for warriors of small stature)</p> <p>Small round bucklers. Should have a minimum of 4" of shield face extending beyond the boss, so no bosses with a handle. These should preferably be used with a Single Handed spear.</p> <p>Nailed on leather or rawhide edge</p> <p>Painted in up to 3 colours</p>	<p>Painted in other simple geometric design</p> <p>Painted in 4 or more colours [R]</p> <p>H Bucklers (allowed but rare, preferably with Spears)</p> <p>Square shield bosses</p> <p>Shield bosses set on a square plate as seen on roman examples.</p>	<p>Kite shields</p> <p>Unbossed shield</p> <p>Rectangular or oval shields</p> <p>Painted in Celtic knotwork</p> <p>Painted in other art style or design</p> <p>Shields painted with double Disc and Z rod or crescent and Z rod or other similar design</p>
Spear	<p>1 handed spears</p> <p>2 handed spears</p>		2-handed winged spears	Angon
Knife	<p>Small knives</p> <p>(Please note there currently little to no evidence of combat/hunting knives in a Pictish context)</p>	Bone handles	'Broken back' Seaxes These may be worn vertically rather than horizontally	<p>Double edged knives</p> <p>Un-sheathed knives</p> <p>Unworked antler handles</p> <p>Wooden handles with bark</p>
Sword	<p>Unchaped sword scabbards</p> <p>Swords worn on belt instead of</p>	<p>Petersen Types: A B C G H F M P Y.</p> <p>Please note, these are not exact matches for</p>	St Ninian's Horde style 'Chapes' given the size of the opening, these are highly	<p>Disc pommels & C10- 11th sword types</p> <p>Un-scabbarded</p>

	shoulder baldric	<p>the swords seen on stones, but they are close. The only complete sword Known that MIGHT be Pictish is the Gorton sword, but it is not certain that it is Pictish due to the circumstances of discovery.</p> <p>Plain, round Pictish style chapes (see St Ninian's Horde for examples of the shape but the decoration should be considered Allowable/Interpreted as these objects are extremely unlikely to actually be chapes)</p> <p>Wood Core Scabbards</p>	<p>unlikely to have been chapes and more likely to have been decorative tips for a liturgical stole.</p> <p>Baldrics with plain fittings</p>	<p>swords</p> <p>Painted scabbards</p> <p>Elaborately decorated scabbards</p> <p>Obviously Saxon or Viking sword fittings e.g. strap dividers triangular sword chapes and throat mounts.</p>
Other	<p>Centaur dual wielding planking axes. Yes, you heard that right. However only Centaur may do this, not ordinary warriors.</p>		<p>Axes, there is a small amount of evidence for Axes in stonework, but these do not appear to be being used in combat. But given that some combatants may only have relevant safety passes in axes these will be permitted, but should not be shown as Pictish on an armoury display</p>	<p>Francisca</p> <p>Broadaxe (Dane axe)</p> <p>Metal axe rings</p> <p>Maces</p>
Missile		<p>- Crossbows (MUST have a rolling nut trigger mechanism, ideally this should be antler with a metal plate where the trigger contacts it to</p>	<p>Slings</p> <p>While not depicted on stone work, lots of ammunition has been found at Dunkeld hillfort.</p>	<p>Crossbows with rising pin trigger mechanism or lifting lever mechanisms as found on the 10thC French</p>

		<p>prevent wear and misfires, but a metal rolling nut is allowable on safety grounds.</p> <p>The crossbow should have a short stock behind the trigger more closely modelled on late Roman examples than later medieval ones.</p> <ul style="list-style-type: none">- Self-bow with arrows in quiver- Javelins, there are no definitive finds of Javelin heads at the time of writing, but the spearman on the St Andrews Sarcophagus could be interpreted as using a javelin, but at a certain point the difference between a spear and Javelin is non-existent.		<p>Crossbow</p> <p>Angon</p>
--	--	--	--	------------------------------

Example Pictures of clothing

Men's clothing:




A High status Pictish warrior with long, fringed tunic with a round neck with a side split and double tounded shoes. Equipped with a square buckler featuring a square boss, and sword with rounded chape on the scabbard.



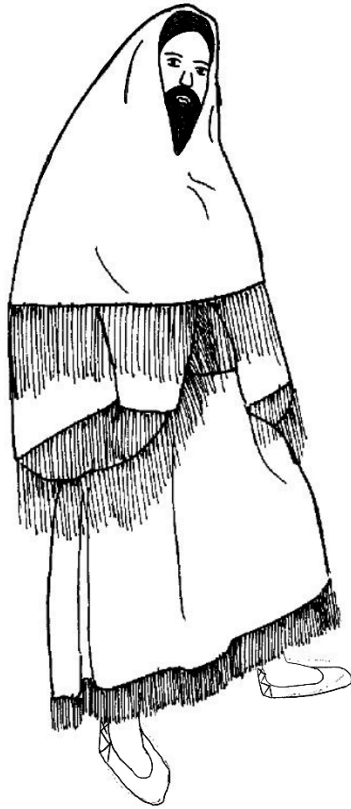
Mid or low status warrior with square buckler and round boss with a spear wearing their cloak pinned in the Brythonic/Pictish style with a penannular at the centre of the chest. The Cloak is placed on the back of the neck at the mid point of the long edge, and the bottom corners of this edge are pinned in the centre of the chest.



Mid/Low status warrior wearing an Orkney style hood without fringes, short trews visible below the tunic hem and shoes in the style of the Book of Dimma equipped with an H Buckler and spear.



Mid status warrior with a long, un-fringed tunic that has a round neck with a side split short trews and shoes that have a single tounge at the back.



High/Mid status man wearing a fringed Orkney style hood over a fringed cloak that is pinned in the Brythonic style over a long fringed tunic and wearing shoes that have a single long tounge at the back. This style of clothing would probably have been travelling or heavy weather clothing.



Crossbowman/hunter wearing a fringed Orkney hood over a long fringed Tunic with a leather satchel

Women's Clothing:



Mid/Low status woman.

The main feature to note here is the shawl pinned in the centre of the chest with a Penannular or other suitable Brooch. The main differentiators for a high-status persona would be good quality fabrics and dyed clothing. The hair should only be worn uncovered in a high-status impression as an indicator that that person is not required for manual labour. Those of mid or low status should wear a linen cap.

Additionally, those not covering their hair should wear their hair in a style appropriate to that seen on the symbol stones.



Rich/High Status Woman.


Main features to note here are the long shawl on top of the overdress, pinned by a large Pennanular Brooch. This one is distinctively Pictish with the quatrefoil terminals, decoration at the midpoint of the ring and on the pin. She is also wearing her hair in two bunches which is seen clearly on the Hilton of Cadbol stone as well as on the Fowlis Wester Stone. She also has high status double tounded shoes.

Shoes:

Below is a selection of footwear acceptable for Pictish personas drawn from the stones, finds from Iona, and the Book of Dimma.



Examples of H Shield Shapes:



These Images are tracings of the underlying shape of the three known H Shields from the St Andrews Sarcophagus, Ardchattan Stone and Nigg Stone respectively, to give a clearer idea of the shape for reconstructions. Note that the Nigg Stone shows the handle side with a spear also gripped in the hand despite the extensive weathering which shows the handle alignment.